



MAXIM™ 4200/8400

QUICK START GUIDE - LITE SOFTWARE

GETTING STARTED

Power Requirement: 120 VAC

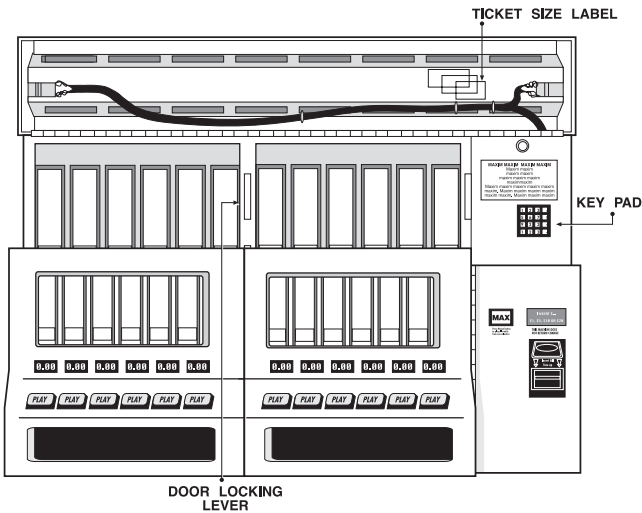


Figure 1, Feature Location

Opening Machine:

- Unlock each end of the display hood.
- Pivot the display hood up and over the top.
- Lift up the door locking lever and open doors.

Personal Identification Number (PIN)

- 111 is the manager's PIN.
- 999 is the employee's PIN.

LOADING TICKETS

- With machine door(s) open, lift printer out of the way. Remove ticket retainer and weight.
- Adjust back plate for ticket size (short/medium/long).
- Load approximately 10 tickets into bin, making sure tickets are behind gauge bar. Continue loading tickets until 1/2" from top of bin. (Bin holds about 800 tickets.)
- Place weight on top of tickets.
- Replace ticket retainer, making sure the bottom of the retainer is behind the gauge bar.

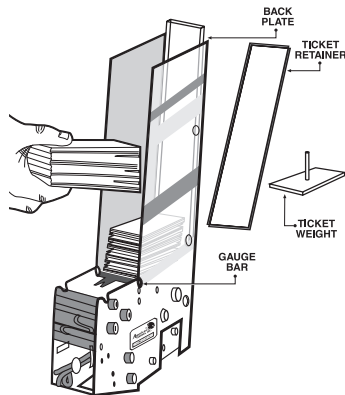


Figure 2, Bin Loading

SETTING PRICE & TICKET LENGTH

When loading a new game into empty bin:

1. With display hood open, enter PIN to get main menu.

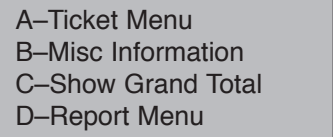


Figure 3, Main Menu

2. Press "A" to get ticket menu.

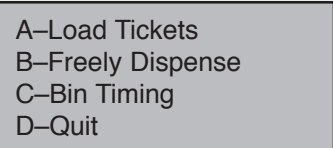


Figure 4, Ticket Menu

3. Press "A"–Load Tickets.
4. Press the corresponding bin button.
5. Press "#" to continue.
6. Enter new ticket cost in 25-cent increments, followed by the "#" key. Press "A" if correct.
7. Select short, medium, or long ticket size. Determine size by laying ticket on label on inside of top hood.
8. Check all entered information. Press "#" key.

Bin	Length	Cost
006	300	2.00

Figure 5, Example of Entered Information

9. If desired, tickets may be test vended and returned to bin.

BIN IS NOW READY TO BEGIN PLAY.

RUNNING REPORTS

Onscreen Reporting

For models not equipped with a printer, follow these instructions:

1. Open machine, enter your PIN and press "D"–Report Menu. You will be shown an instruction screen for scrolling onscreen reports (Figure 6). Press any key to continue.

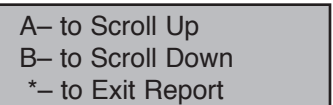


Figure 6, Scroll Menu

2. Choose from Sales, Configuration, or Audit reports. (These reports are detailed on back.) Using the "A" and "B" keys, scroll through report text four lines at a time.
3. When end of report is reached, press "A" to return to top of report or "B" to exit report.

For models equipped with a printer, follow these instructions:
Open machine, enter your PIN, and press "D"—Report Menu.

A. SALES REPORTS

Press "A" for Sales Reports, and see the following menu.

- A—Deposit Report
B—This Week Report
C—Last Week Report
D—Quit

Figure 8, Sales Report Menu

Deposit Report

Sequence Number: 0000
Current Time: Mon Oct 13 03 01:29:40 PM

Shift Start: Wed Oct 8 03 11:56:09 AM
Shift End: Mon Oct 13 03 01:29:40 PM

Bin	Dollars	Count
1	38.00	38
2	20.50	41
3	15.00	15
4	21.00	21
5	0.00	0
6	6.50	13

Total Money \$ 101.00
Total Count 128
Grand Total \$ 129.25
Grand Total Cards: 244

Figure 9, Deposit Report

IMPORTANT: The Deposit Sales Report was designed to be run every time money is removed. It will reset amounts to zero each time it is run. Total Money and Total Count reset to zero to begin the new "deposit." **NOTE: GRAND TOTALS DO NOT RESET**

Deposit Report
Shows total dollar & ticket sales since report was last run. Press "A" to print.

- Includes:**
- Per-bin ticket counts
 - Per-bin dollar sales
 - Total deposit money
 - Grand total sales
 - Total count
 - Grand total cards
 - Bin numbers

This Week Sales Report

Sequence Number: 0000
Current Time: Mon Oct 13 03 01:30:24 PM

Start Time: Sun Oct 12 03 12:00:00 AM
End Time: Mon Oct 13 03 01:29:32 PM

Bin	Dollars	Count
1	38.00	38
2	20.50	41
3	15.00	15
4	21.00	21
5	0.00	0
6	6.50	13

Total Money \$ 101.00
Total Count 128
Grand Total \$ 129.25
Grand Total Cards: 244

Figure 10, This Week Sales Report

This Week Sales Report
Shows this week's sales per bin, total counts, and total dollars.

Last Week Sales Report

Current Time: Mon Oct 13 03 01:30:40 PM

Start Time: Wed Oct 8 03 11:56:19 AM
End Time: Sun Oct 12 03 12:00:00 AM

Bin	Dollars	Count
1	38.00	38
2	20.50	41
3	15.00	15
4	21.00	21
5	0.00	0
6	6.50	13

Total Money \$ 101.00
Total Count 128
Grand Total \$ 129.25
Grand Total Cards: 244

Figure 11, Last Week Sales Report

Last Week Sales Report
Shows last week's sales per bin, total counts, and total dollars.

Configuration Report

Mon Oct 13 03 01:29:16 PM

Bin Timing	Cost
1 300	0.50
2 450	0.50
3 600	0.50
4 450	0.50
5 450	0.50
6 450	0.50

Grand Total \$ 129.25
Grand Total Cards: 244

Configuration Info
Site LITE
Version: Lite

Figure 12, Configuration Report

B. CONFIGURATION

Press "B" and the Configuration Report immediately prints. Shows current ticket inventory & value. Press "A" to print.

- Includes:**
- Bin numbers
 - Ticket cost
 - Grand total sales (non-resettable)
 - Configuration info. (lower half of report)
 - Software version in use
 - Column configuration
 - Bin timing

C. AUDIT REPORTS

- A—Print by Count
B—Last Transaction

D—Quit

Figure 13, Audit Report Menu

Fri Jun 8 98 02:03:28 PM
Test Vend Bin: 4 Count:1
Fri Jun 8 98 02:03:28 PM
Test Vend Bin: 5 Count:1
Fri Jun 8 98 02:03:28 PM
Test Vend Bin: 6 Count:1
Fri Jun 8 98 02:08:09 PM
Bin 2 was zeroed had 1024 tickets
Fri Jun 8 98 02:08:19 PM
Bin 2 was zeroed had 0 tickets
Fri Jun 8 98 02:09:55 PM
Price Change in Bin:2 to: 1.00
Fri Jun 8 98 02:10:42 PM
Added 1100 Card(s) to bin 2
Wed Jun 11 98 03:38:49 PM
Pin: MGR was Entered
Wed Jun 11 98 3:41:13 PM
Bin 12 was zeroed had 450 tickets
Wed Jun 11 98 03:41:18 PM
Bin 11 was zeroed had 695 tickets
Game ID for bin:12 changed to 12
Wed Jun 11 98 03:42:01 PM
Price Change in Bin:12 to: 0.50
Wed Jun 11 98 03:42:15 PM
Added 600 Card(s) to bin 12

Figure 14, Count Audit Report

Print By Count

Shows up to the last 200 audited functions. Enter number of previous audited functions you wish to list. Press # to print.

Audited Functions Include:

- Date & time for each entry
- Price changes
- PIN used when Maxim™ is opened and closed
- Power failures
- Tickets added
- Bin lockouts
- Bins zeroed

Transaction Report
Dollars Input: 20
Quarters Input: 0
Dimes Input: 0
Nickels Input: 0
Total Input: 20.00

Bin 1 #0
Bin 1 \$0.00
Bin 2 #17
Bin 2 \$4.25
Bin 3 #0
Bin 3 \$0.00
Bin 4 #21
Bin 4 \$15.75
Bin 5 #0
Bin 5 \$0.00
Bin 6 #0
Bin 6 \$0.00
Total \$ 20.00

Figure 15, Transaction Audit Report

Transaction Report:

Shows the last transaction and how it was played.

Includes:

- Total money input
- Dollars played
- Quarters played
- Dimes played
- Nickels played
- Total tickets and money played, by bin number

This Week/Last Week/Monthly Reports:

(Available only with models equipped with printer.)
These reports cover longer sales periods, which are defined as follows:

- 1) This Week:** Sales since the most recent Sunday, starting at 12:00 A.M. (midnight).
- 2) Last Week:** Sales over the last full week (Sunday -Sunday).
- 3) Monthly:** Sales since the most recent Sunday, plus the last three full weeks.

For more detailed instructions on the functions outlined in this guide, as well as special functions not found in this guide, please consult your Operator's Manual.

Need help?
Call our Service Department at **(866) 266-2946.**